

DEMKA

single source for all electrical needs



Marine and Offshore CABLES

Content of Marine and Offshore Cables

- **Marine Cables**
 - M2X
 - L-M2X
 - M2XH (FI)
 - M2XH (NOFI)
 - M2XCH (FI)
 - M2XCH (NOFI)
 - M2XH SECTOR (SmF)
 - M2XCH SECTOR (SmF)
 - M2XH-FFR SECTOR (SmF)
 - M2XCH-FFR SECTOR (SmF)
 - M2XH-FFR (FI)
 - M2XH-FFR (NOFI)
 - M2XCH-FFR (FI)
 - M2XCH-FFR (NOFI)
 - M2XSH
 - MVCECH 3.6/6 kV
 - MVCECH 6/10 kV
 - MVCECH 8.7/15 kV
 - MVCECH 12/20 kV
 - M2XCH-VFD (1,8/3 kV)
 - M2XCH-VFD (0,6/1 kV)
 - M2XCH-EMC (1,8/3 kV)
 - M2XCH - EMC (0,6/1 kV)
 - FM2XH MULTI CORE
 - FM2XCH MULTI CORE
 - FM2XCH
 - FM2XCCH
 - FM2XAH
 - FM2XAAH
 - FM2XCH-FFR
 - FM2XCCH-FFR
 - FM2XAH-FFR
 - FM2XAAH-FFR

M2X



TECHNICAL DATA

- Max. Operating Temperature: 90°C
- Max. Short Circuit Temperature: (max. 5 sec.) 200°C
- Rated Voltage: 0,6/1kV
- Min. Bending Radius: 4x Cable Outer Diameter
- Production Standard: IEC 60092/353,
IEC 60092/350-360, IEC 60332/1-2,
IEC 60332/3-22 Cat A, IEC 60754 / 1-2,
IEC 61034 / 1-2 (DIN EN 50268 / 1-2), IEC60811 /403

CONSTRUCTION

Conductor: Electrolytic, stranded, annealed bare copper wire
IEC 60228 Class 5 (Class 2 and / or tinned on request)

Insulation: Halogen free, flame retardant, cross linked
polyolefin compound (HF90).

Color: Black, red, blue and other colors

CODE of CABLE

- M2X

INTRODUCTION

These cables are used as fixed wiring in control panels, switch boards and various electrical enclosures and also used as fixed installation cables in various electromechanical and electronic equipments.

SECTION RANGE

- From 1mm² up to 300mm²

CONDUCTOR QUANTITY

- Single core

COLOUR CODE of CABLE

- Insulation Colours code could be according to the International Standards or customer's request/demand.
* **Other colours can be produced upon the customer requests.**

FIRE PERFORMANCE OF CABLE SHEATHS

- Cables can be supplied with special flame retardant PVC outer sheath to comply with the flame test requirements of IEC 60332 Category A-B and C.

L-M2X



TECHNICAL DATA

- Max. Operating Temperature: 90°C
- Max. Short Circuit Temperature: (max. 5 sec.) 200°C
- Rated Voltage: 0,6/1kV
- Min. Bending Radius: 4x Cable Outer Diameter
- Production Standard: IEC 60092/353,
IEC 60092/350-360, IEC 60332/1-2,
IEC 60332/3-22 Cat A, IEC 60754 / 1-2,
IEC 61034 / 1-2 (DIN EN 50268 / 1-2), IEC60811 /403

CONSTRUCTION

Conductor: Electrolytic, stranded, annealed bare copper wire
IEC 60228 Class 5 (Class 2 and / or tinned on request)

Insulation: Halogen free, flame retardant, cross linked
polyolefin compound (HF90). Double insulation is available
on request.

Color: Black, red, blue and other colors

CODE of CABLE

- L-M2X

INTRODUCTION

These cables are used as fixed installation cables in various electromechanical and electronic equipments. Since it has type approval, it can be used in marine switchboards.

SECTION RANGE

- From 0.50mm² up to 2.5mm²

CONDUCTOR QUANTITY

- Single core

COLOUR CODE of CABLE

- Insulation Colours code could be according to the International Standards or customer's request/demand.
* **Other colours can be produced upon the customer requests.**

FIRE PERFORMANCE of CABLE SHEATHS

- Cables can be supplied with special flame retardant PVC outer sheath to comply with the flame test requirements of IEC 60332 Category A-B and C.

M2XH (FI)



TECHNICAL DATA

- Max. Operating Temperature: 90°C
- Max. Short Circuit Temperature: (max. 5 sec.) 200°C
- Rated Voltage: 0,6/1kV
- Min. Bending Radius:
For cables $D \leq 25$ mm 4xD Cable Outer Diameter
For cables $D > 25$ mm 6xD Cable Outer Diameter
- Production Standard: IEC 60092/353,
IEC 60092/350-360, IEC 60332/1-2,
IEC 60332/3-22 Cat A, IEC 60754 / 1-2,
IEC 61034 / 1-2 (DIN EN 50268 / 1-2), IEC60811 /403

CONSTRUCTION

Conductor: Electrolytic, stranded, annealed copper wire
IEC 60228 Class 5 (Class 2 and / or tinned on request)

Insulation: Cross linked polyethylene compound (XLPE)

Inner Covering: Halogen-free bedding compound

Outer Sheath: Halogen-free, flame retardant, thermoplastic polyolefinbased compound (SHF 1).

Color: Black or Grey or Red

FI: With extruded bedding compound

CODE of CABLE

- M2XH (FI)

INTRODUCTION

These cables are used as fixed installation cables in various electromechanical and electronic equipments of marine vehicles, in the majority of areas and on the open deck of ships.

SECTION RANGE

- From 1mm^2 up to 240mm^2

CONDUCTOR QUANTITY

- From 2 cores up to 24 cores

COLOUR CODE of CABLE

- Insulation Colours code could be according to the International Standards or customer's request/demand.
* **Other colours can be produced upon the customer requests.**

FIRE PERFORMANCE OF CABLE SHEATHS

- Cables can be supplied with special flame retardant PVC outer sheath to comply with the flame test requirements of IEC 60332 Category A-B and C.

M2XH (NOFI)



TECHNICAL DATA

- Max. Operating Temperature: 90°C
- Max. Short Circuit Temperature: (max. 5 sec.) 200°C
- Rated Voltage: 0,6/1kV
- Min. Bending Radius:
For cables $D \leq 25$ mm 4xD Cable Outer Diameter
For cables $D > 25$ mm 6xD Cable Outer Diameter
- Production Standard: IEC 60092/353,
IEC 60092/350-360, IEC 60332/1-2,
IEC 60332/3-22 Cat A, IEC 60754 / 1-2,
IEC 61034 / 1-2 (DIN EN 50268 / 1-2), IEC60811 /403

CONSTRUCTION

Conductor: Electrolytic, stranded, annealed copper wire
IEC 60228 Class 5 (Class 2 and / or tinned on request)

Insulation: Cross linked polyethylene compound (XLPE)

Inner Covering: Separating foil

Outer Sheath: Halogen-free, flame retardant, thermoplastic polyolefinbased compound (SHF 1).

Color: Black or Grey or Red

NOFI: With separating foil

CODE of CABLE

- M2XH (NOFI)

INTRODUCTION

Used as fixed installation cables in various electromechanical and electronic equipments. Since it has type approval, it can be used in marine switchboards.

SECTION RANGE

- From 1mm² up to 300mm²

CONDUCTOR QUANTITY

- From 1 cores up to 30 cores

COLOUR CODE of CABLE

- Insulation Colours code could be according to the International Standards or customer's request/demand.
* **Other colours can be produced upon the customer requests.**

FIRE PERFORMANCE OF CABLE SHEATHS

- Cables can be supplied with special flame retardant PVC outer sheath to comply with the flame test requirements of IEC 60332 Category A-B and C.

M2XCH (FI)



TECHNICAL DATA

- Max. Operating Temperature: 90°C
- Max. Short Circuit Temperature: (max. 5 sec.) 200°C
- Rated Voltage: 0,6/1kV
- Min. Bending Radius: 6x Cable Outer Diameter
- Production Standard: IEC 60092/353,
IEC 60092/350-360, IEC 60332/1-2,
IEC 60332/3-22 Cat A, IEC 60754 / 1-2,
IEC 61034 / 1-2 (DIN EN 50268 / 1-2), IEC60811 /403

CONSTRUCTION

Conductor: Electrolytic, stranded, annealed copper wire
IEC 60228 Class 5 (Class 2 and / or tinned on request)

Insulation: Cross linked polyethylene compound (XLPE)

Inner Covering: Halogen-free bedding compound

Screen: Electrolytic copper braided screen (90% coverage).
(Tinned copper wire braid on request)

Outer Sheath: Halogen-free, flame retardant, thermoplastic
polyolefinbased compound (SHF 1).

Color: Black or Grey or Red

FI: With extruded bedding compound

CODE of CABLE

- M2XCH (FI)

INTRODUCTION

These cables are used as fixed installation cables in various electromechanical and electronic equipments of marine vehicles, in most areas & open deck in ships. Due to its' overall screen the electromagnetic interference is minimized.

SECTION RANGE

- From 1mm² up to 240mm²

CONDUCTOR QUANTITY

- From 2 cores up to 24 cores

COLOUR CODE of CABLE

- Insulation Colours code could be according to the International Standards or customer's request/demand.
* **Other colours can be produced upon the customer requests.**

FIRE PERFORMANCE OF CABLE SHEATHS

- Cables can be supplied with special flame retardant PVC outer sheath to comply with the flame test requirements of IEC 60332 Category A-B and C.

M2XCH (NOFI)



TECHNICAL DATA

- Max. Operating Temperature: 90°C
- Max. Short Circuit Temperature: (max. 5 sec.) 200°C
- Rated Voltage: 0,6/1kV
- Min. Bending Radius: 6x Cable Outer Diameter
- Production Standard: IEC 60092/353,
IEC 60092/350-360, IEC 60332/1-2,
IEC 60332/3-22 Cat A, IEC 60754 / 1-2,
IEC 61034 / 1-2 (DIN EN 50268 / 1-2), IEC60811 /403

CONSTRUCTION

Conductor: Electrolytic, stranded, annealed copper wire

IEC 60228 Class 5 (Class 2 and / or tinned on request)

Insulation: Cross linked polyethylene compound (XLPE)

Inner Covering: Separating foil

Outer Sheath: Halogen-free, flame retardant, thermoplastic polyolefinbased compound (SHF 1).

Color: Black or Grey or Red

NOFI: With separating foil

CODE of CABLE

- M2XCH (NOFI)

INTRODUCTION

These cables are used as fixed installation cables in various electromechanical and electronic equipments of marine vehicles, in most areas & open deck in ships. Due to its' overall screen the electromagnetic interference is minimized.

SECTION RANGE

- From 1mm² up to 300mm²

CONDUCTOR QUANTITY

- From 1 core up to 30 cores


COLOUR CODE of CABLE

- Insulation Colours code could be according to the International Standards or customer's request/demand.
* **Other colours can be produced upon the customer requests.**

FIRE PERFORMANCE OF CABLE SHEATHS

- Cables can be supplied with special flame retardant PVC outer sheath to comply with the flame test requirements of IEC 60332 Category A-B and C.

SupremeFlex SmF M2XH



TECHNICAL DATA

- Max. Operating Temperature: 90°C
- Max. Short Circuit Temperature: (max. 5 sec.) 200°C
- Rated Voltage: 0,6/1kV
- Min. Bending Radius:
For cables $D \leq 25$ mm 4xD Cable Outer Diameter
For cables $D > 25$ mm 6xD Cable Outer Diameter
- Production Standard: IEC 60092/353,
IEC 60092/350-360, IEC 60332/1-2,
IEC 60332/3-22 Cat A, IEC 60754 / 1-2,
IEC 61034 / 1-2 (DIN EN 50268 / 1-2), IEC60811 /403

CONSTRUCTION

Conductor: Electrolytic, stranded, annealed sector shaped copper wire to IEC 60228 Class 5 SM (Tinned on request)

Insulation: Cross linked polyethylene compound (XLPE)

Inner Covering: Separating foil

Outer Sheath: Halogen-free, flame retardant, polyolefin based compound (SHF 1)

Color: Black or Grey

CODE of CABLE

- SupremeFlex SmF M2XH

INTRODUCTION

These cables are used as fixed installation cables in various electromechanical and electronic equipments of marine vehicles, in most areas & on open deck in ships.

SECTION RANGE

- From 35mm² up to 240mm²

CONDUCTOR QUANTITY

- From 3 cores up to 4 cores

COLOUR CODE of CABLE

- Insulation Colours code could be according to the International Standards or customer's request/demand.
* **Other colours can be produced upon the customer requests.**

FIRE PERFORMANCE OF CABLE SHEATHS

- Cables can be supplied with special flame retardant PVC outer sheath to comply with the flame test requirements of IEC 60332 Category A-B and C.

SupremeFlex SmF M2XCH



TECHNICAL DATA

- Max. Operating Temperature: 90°C
- Max. Short Circuit Temperature: (max. 5 sec.) 200°C
- Rated Voltage: 0,6/1kV
- Min. Bending Radius: 8x Cable Outer Diameter
- Production Standard: IEC 60092/353,
IEC 60092/350-360, IEC 60332/1-2,
IEC 60332/3-22 Cat A, IEC 60754 / 1-2,
IEC 61034 / 1-2 (DIN EN 50268 / 1-2), IEC60811 /403

CONSTRUCTION

Conductor: Electrolytic, stranded, annealed sector shaped copper wire to IEC 60228 Class 5 (Tinned on request)

Insulation: Cross linked polyethylene compound (XLPE)

Inner Covering: Separating foil

Screen: Electrolytic copper braided screen (90% coverage). (Tinned copper wire braid on request)

Outer Sheath: Halogen-free, flame retardant, polyolefin based compound (SHF 1)

Color: Black or Grey

CODE of CABLE

- SupremeFlex SmF M2XCH

INTRODUCTION

These cables are used as fixed installation cables in various electromechanical and electronic equipments of marine vehicles, in most areas & open deck in ships. Due to its' overall screen the electromagnetic interference is minimized.

SECTION RANGE

- From 35mm² up to 240mm²

CONDUCTOR QUANTITY

- From 3 core up to 4 cores

COLOUR CODE of CABLE

- Insulation Colours code could be according to the International Standards or customer's request/demand.
* **Other colours can be produced upon the customer requests.**

FIRE PERFORMANCE of CABLE SHEATHS

- Cables can be supplied with special flame retardant PVC outer sheath to comply with the flame test requirements of IEC 60332 Category A-B and C.

SupremeFlex SmF M2XH-FFR



TECHNICAL DATA

- Max. Operating Temperature: 90°C
- Max. Short Circuit Temperature: (max. 5 sec.) 200°C
- Rated Voltage: 0,6/1kV
- Min. Bending Radius:
For cables $D \leq 25$ mm 4xD Cable Outer Diameter
For cables $D > 25$ mm 6xD Cable Outer Diameter
- Production Standard: IEC 60092/353,
IEC 60092/350-360, IEC 60332/1-2,
IEC 60332/3-22 Cat A, IEC 60754 / 1-2,
IEC 61034 / 1-2 (DIN EN 50268 / 1-2), IEC60811 /403

CONSTRUCTION

Conductor: Electrolytic, stranded, annealed sector shaped copper wire to IEC 60228 Class 5 SM (Tinned on request)

Fire Barrier: Mica tape

Insulation: Cross linked polyethylene compound (XLPE)

Inner Covering: Separating foil

Outer Sheath: Halogen-free, flame retardant and fire resistant, thermoplastic polyolefin based compound (SHF1)

Color: Orange or Green

CODE of CABLE

- SupremeFlex SmF M2XH-FFR

INTRODUCTION

These cables are used on marine vehicles as fixed installation cables of various electromechanical and electronic equipments, where sustainable connection during fire is required.

SECTION RANGE

- From 35mm² up to 240mm²

CONDUCTOR QUANTITY

- From 3 cores up to 4 cores

COLOUR CODE of CABLE

- Insulation Colours code could be according to the International Standards or customer's request/demand.
* **Other colours can be produced upon the customer requests.**

FIRE PERFORMANCE of CABLE SHEATHS

- Cables can be supplied with special flame retardant PVC outer sheath to comply with the flame test requirements of IEC 60332 Category A-B and C.

SupremeFlex SmF M2XCH-FFR



TECHNICAL DATA

- Max. Operating Temperature: 90°C
- Max. Short Circuit Temperature: (max. 5 sec.) 200°C
- Rated Voltage: 0,6/1kV
- Min. Bending Radius: 6x Cable Outer Diameter
- Production Standard: IEC 60092/353,
IEC 60092/350-360, IEC 60332/1-2,
IEC 60332/3-22 Cat A, IEC 60754 / 1-2,
IEC 61034 / 1-2 (DIN EN 50268 / 1-2), IEC60811 /403

CONSTRUCTION

Conductor: Electrolytic, stranded, annealed sector shaped copper wire to IEC 60228 Class 5 (Tinned on request)

Fire Barrier: Mica tape

Insulation: Cross linked polyethylene compound (XLPE)

Inner Covering: Separating foil

Screen: Electrolytic copper braided screen (90% coverage).
(Tinned copper wire braid on request)

Outer Sheath: Halogen-free, flame retardant, polyolefin based compound (SHF 1)

Color: Orange or Green

CODE of CABLE

- SupremeFlex SmF M2XCH-FFR

INTRODUCTION

These cables are used as fixed installation cables in various electromechanical and electronic equipments of marine vehicles, in most areas & open deck in ships. Due to its' overall screen the electromagnetic interference is minimized.

SECTION RANGE

- From 35mm² up to 240mm²

CONDUCTOR QUANTITY

- From 3 core up to 4 cores

COLOUR CODE of CABLE

- Insulation Colours code could be according to the International Standards or customer's request/demand.
* **Other colours can be produced upon the customer requests.**

FIRE PERFORMANCE of CABLE SHEATHS

- Cables can be supplied with special flame retardant PVC outer sheath to comply with the flame test requirements of IEC 60332 Category A-B and C.

M2XH-FFR (FI)



TECHNICAL DATA

- Max. Operating Temperature: 90°C
- Max. Short Circuit Temperature: (max. 5 sec.) 200°C
- Rated Voltage: 0,6/1kV
- Min. Bending Radius:
For cables $D \leq 25$ mm 4xD Cable Outer Diameter
For cables $D > 25$ mm 6xD Cable Outer Diameter
- Production Standard: IEC 60092/353,
IEC 60092/350-360, IEC 60332/1-2,
IEC 60332/3-22 Cat A, IEC 60754 / 1-2,
IEC 61034 / 1-2 (DIN EN 50268 / 1-2), IEC60811 /403

CONSTRUCTION

Conductor: Electrolytic, stranded, annealed copper wire
IEC 60228 Class 5 (Class 2 and / or tinned on request)

Fire Barrier: Mica tape

Insulation: Cross linked polyethylene compound (XLPE)

Inner Covering: Separating foil

Outer Sheath: Halogen-free, flame retardant and fire resistant,
thermoplastic polyolefin based compound (SHF1)

Color: Orange or Green

FI: With extruded bedding compound

CODE of CABLE

- M2XH-FFR (FI)

INTRODUCTION

These cables are used on marine vehicles as fixed installation cables of various electromechanical and electronic equipments, where sustainable connection during fire is required.

SECTION RANGE

- From 1mm^2 up to 240mm^2

CONDUCTOR QUANTITY

- From 2 cores up to 24 cores

COLOUR CODE of CABLE

- Insulation Colours code could be according to the International Standards or customer's request/demand.
* **Other colours can be produced upon the customer requests.**

FIRE PERFORMANCE OF CABLE SHEATHS

- Cables can be supplied with special flame retardant PVC outer sheath to comply with the flame test requirements of IEC 60332 Category A-B and C.

M2XH - FFR (NOFI)



TECHNICAL DATA

- Max. Operating Temperature: 90°C
- Max. Short Circuit Temperature: (max. 5 sec.) 200°C
- Rated Voltage: 0,6/1kV
- Min. Bending Radius:
For cables $D \leq 25$ mm 4xD Cable Outer Diameter
For cables $D > 25$ mm 6xD Cable Outer Diameter
- Production Standard: IEC 60092/353,
IEC 60092/350-360, IEC 60332/1-2,
IEC 60332/3-22 Cat A, IEC 60754 / 1-2,
IEC 61034 / 1-2 (DIN EN 50268 / 1-2), IEC60811 /403

CONSTRUCTION

Conductor: Electrolytic, stranded, annealed copper wire
IEC 60228 Class 5 (Class 2 and / or tinned on request)
Fire Barrier: Mica tape
Insulation: Cross linked polyethylene compound (XLPE)
Inner Covering: Separating foil
Outer Sheath: Halogen-free, flame retardant and fire resistant,
thermoplastic polyolefin based compound (SHF1)
Color: Orange or Green
NOFI: With separating foil

CODE of CABLE

- M2XH-FFR (NOFI)

INTRODUCTION

These cables are used as fixed installation cables in various electromechanical and electronic equipments of marine vehicles, in most areas & open deck in ships. Due to its' overall screen the electromagnetic interference is minimized.

SECTION RANGE

- From 1mm² up to 300mm²

CONDUCTOR QUANTITY

- From 1 core up to 24 cores

COLOUR CODE of CABLE

- Insulation Colours code could be according to the International Standards or customer's request/demand.
* **Other colours can be produced upon the customer requests.**

FIRE PERFORMANCE of CABLE SHEATHS

- Cables can be supplied with special flame retardant PVC outer sheath to comply with the flame test requirements of IEC 60332 Category A-B and C.

M2XCH - FFR (FI)



TECHNICAL DATA

- Max. Operating Temperature: 90°C
- Max. Short Circuit Temperature: (max. 5 sec.) 200°C
- Rated Voltage: 0,6/1kV
- Min. Bending Radius: 6x Cable Outer Diameter
- Production Standard: IEC 60092/353,
IEC 60092/350-360, IEC 60332/1-2,
IEC 60332/3-22 Cat A, IEC 60754 / 1-2,
IEC 61034 / 1-2 (DIN EN 50268 / 1-2), IEC60811 /403

CONSTRUCTION

Conductor: Electrolytic, stranded, annealed copper wire
IEC 60228 Class 5 (Class 2 and / or tinned on request)

Fire Barrier: Mica tape

Insulation: Cross linked polyethylene compound (XLPE)

Inner Covering: Separating foil

Screen: Electrolytic copper braided screen
(min 90 % coverage) (Tinned copper wire braid on request)

Outer Sheath: Halogen-free, flame retardant and fire resistant,
thermoplastic polyolefin based compound (SHF1)

Color: Orange or Green

FI: With extruded bedding compound

CODE of CABLE

- M2XCH-FFR (FI)

INTRODUCTION

These cables are used on marine vehicles as fixed installation cables of various electromechanical and electronic equipments, where sustainable connection during fire is required.

SECTION RANGE

- From 1mm² up to 240mm²

CONDUCTOR QUANTITY

- From 2 cores up to 24 cores

COLOUR CODE of CABLE

- Insulation Colours code could be according to the International Standards or customer's request/demand.
* **Other colours can be produced upon the customer requests.**

FIRE PERFORMANCE of CABLE SHEATHS

- Cables can be supplied with special flame retardant PVC outer sheath to comply with the flame test requirements of IEC 60332 Category A-B and C.

M2XCH - FFR (NOFI)



TECHNICAL DATA

- Max. Operating Temperature: 90°C
- Max. Short Circuit Temperature: (max. 5 sec.) 200°C
- Rated Voltage: 0,6/1kV
- Min. Bending Radius: 6x Cable Outer Diameter
- Production Standard: IEC 60092/353,
IEC 60092/350-360, IEC 60332/1-2,
IEC 60332/3-22 Cat A, IEC 60754 / 1-2,
IEC 61034 / 1-2 (DIN EN 50268 / 1-2), IEC60811 /403

CONSTRUCTION

Conductor: Electrolytic, stranded, annealed copper wire
IEC 60228 Class 5 (Class 2 and / or tinned on request)
Fire Barrier: Mica tape
Insulation: Cross linked polyethylene compound (XLPE)
Inner Covering: Separating foil
Screen: Electrolytic copper braided screen
(min 90 % coverage) (Tinned copper wire braid on request)
Outer Sheath: Halogen-free, flame retardant and fire resistant,
thermoplastic polyolefin based compound (SHF1)
Color: Orange or Green
NOFI: With extruded bedding compound

CODE of CABLE

- M2XCH-FFR (NOFI)

INTRODUCTION

These cables are used as fixed installation cables in various electromechanical and electronic equipments of marine vehicles, in most areas & open deck in ships. Due to its' overall screen the electromagnetic interference is minimized.

SECTION RANGE

- From 1mm² up to 300mm²

CONDUCTOR QUANTITY

- From 1 core up to 24 cores


COLOUR CODE of CABLE

- Insulation Colours code could be according to the International Standards or customer's request/demand.
* **Other colours can be produced upon the customer requests.**

FIRE PERFORMANCE of CABLE SHEATHS

- Cables can be supplied with special flame retardant PVC outer sheath to comply with the flame test requirements of IEC 60332 Category A-B and C.

M2XSH



TECHNICAL DATA

- Max. Operating Temperature: 90°C
- Max. Short Circuit Temperature: (max. 5 sec.) 200°C
- Rated Voltage: 0,6/1kV
- Min. Bending Radius: 6x Cable Outer Diameter
- Production Standard: IEC 60092/353,
IEC 60092/350-360, IEC 60332/1-2,
IEC 60332/3-22 Cat A, IEC 60754 / 1-2,
IEC 61034 / 1-2 (DIN EN 50268 / 1-2), IEC60811 /403

CONSTRUCTION

Conductor: Electrolytic, stranded, annealed copper wire
IEC 60228 Class 5 (Class 2 and / or tinned on request)

Insulation: Cross linked polyethylene compound (XLPE)

Inner Sheath: Halogen-free bedding compound

Armour: Galvanized steel wire braided armour
(Min. 90% coverage)

Outer Sheath: Halogen-free, flame retardant, polyolefin based
compound (SHF 1)

Color: Black or Grey

CODE of CABLE

- M2XSH

INTRODUCTION

These cables are used on marine vehicles as fixed installation cables of various electromechanical and electronic equipments, where sustainable connection during fire is required.

SECTION RANGE

- From 1mm² up to 240mm²

CONDUCTOR QUANTITY

- From 2 cores up to 24 cores

COLOUR CODE of CABLE

- Insulation Colours code could be according to the International Standards or customer's request/demand.
* **Other colours can be produced upon the customer requests.**

FIRE PERFORMANCE OF CABLE SHEATHS

- Cables can be supplied with special flame retardant PVC outer sheath to comply with the flame test requirements of IEC 60332 Category A-B and C.

MVCECH 3.6/6kV



TECHNICAL DATA

- Max. Operating Temperature: 90°C
- Max. Short Circuit Temperature: (max. 5 sec.) 200°C
- Rated Voltage: 3,6/6kV
- Min. Bending Radius:
For Single Core Cables 12x Cable Outer Diameter
For 3 Core Cables 9x Cable Outer Diameter
- Production Standard: IEC 60092/353,
IEC 60092/350-360, IEC 60332/1-2,
IEC 60332/3-22 Cat A, IEC 60754 / 1-2,
IEC 61034 / 1-2 (DIN EN 50268 / 1-2), IEC60811 /403

CONSTRUCTION

Conductor: Electrolytic, stranded, annealed copper wire
IEC 60228 Class 2 (Class 5 and / or tinned on request)
Conductor Screen: Semiconductive layer
Insulation: HF HEPR Compound
Insulation Screen: Semiconductive layer
Core Screen: Copper Tape
Bedding: Halogen-free bedding compound
Screen: Electrolytic copper braided screen (90% coverage)
(Tinned copper wire braid on request)
Outer Sheath: Halogen-free, flame retardant, polyolefin
compound, SHF 1 (SHF2 on request)
Color: Red

CODE of CABLE

- MVCECH

INTRODUCTION

These cables are used in medium Voltage power distribution, electric power transport between the engine room generator and electrical machines. Used as fixed installation cables in various electromechanical and electronic equipments. Due to its' overall screen the electromagnetic interference is minimized.

SECTION RANGE

- From 10mm² up to 300mm²

CONDUCTOR QUANTITY

- From 1 core up to 3 cores

COLOUR CODE of CABLE

- Insulation Colours code could be according to the International Standards or customer's request/demand.
* **Other colours can be produced upon the customer requests.**

FIRE PERFORMANCE OF CABLE SHEATHS

- Cables can be supplied with special flame retardant PVC outer sheath to comply with the flame test requirements of IEC 60332 Category A-B and C.

MVCECH 6/10kV



TECHNICAL DATA

- Max. Operating Temperature: 90°C
- Max. Short Circuit Temperature: (max. 5 sec.) 200°C
- Rated Voltage: 6/10kV
- Min. Bending Radius:
For Single Core Cables 12x Cable Outer Diameter
For 3 Core Cables 9x Cable Outer Diameter
- Production Standard: IEC 60092/353,
IEC 60092/350-360, IEC 60332/1-2,
IEC 60332/3-22 Cat A, IEC 60754 / 1-2,
IEC 61034 / 1-2 (DIN EN 50268 / 1-2), IEC60811 /403

CONSTRUCTION

Conductor: Electrolytic, stranded, annealed copper wire
IEC 60228 Class 2 (Class 5 and / or tinned on request)
Conductor Screen: Semiconductive layer
Insulation: HF HEPR Compound
Insulation Screen: Semiconductive layer
Core Screen: Copper Tape
Bedding: Halogen-free bedding compound
Screen: Electrolytic copper braided screen (90% coverage)
(Tinned copper wire braid on request)
Outer Sheath: Halogen-free, flame retardant, polyolefin
compound, SHF 1 (SHF2 on request)
Color: Red

CODE of CABLE

- MVCECH

INTRODUCTION

These cables are used in medium Voltage power distribution, electric power transport between the engine room generator and electrical machines. Used as fixed installation cables in various electromechanical and electronic equipments. Due to its' overall screen the electromagnetic interference is minimized.

SECTION RANGE

- From 16mm² up to 300mm²

CONDUCTOR QUANTITY

- From 1 core up to 3 cores

COLOUR CODE of CABLE

- Insulation Colours code could be according to the International Standards or customer's request/demand.
* **Other colours can be produced upon the customer requests.**

FIRE PERFORMANCE OF CABLE SHEATHS

- Cables can be supplied with special flame retardant PVC outer sheath to comply with the flame test requirements of IEC 60332 Category A-B and C.

MVCECH 8.7/15kV



TECHNICAL DATA

- Max. Operating Temperature: 90°C
- Max. Short Circuit Temperature: (max. 5 sec.) 200°C
- Rated Voltage: 8.7/15kV
- Min. Bending Radius:
For Single Core Cables 12x Cable Outer Diameter
For 3 Core Cables 9x Cable Outer Diameter
- Production Standard: IEC 60092/353,
IEC 60092/350-360, IEC 60332/1-2,
IEC 60332/3-22 Cat A, IEC 60754 / 1-2,
IEC 61034 / 1-2 (DIN EN 50268 / 1-2), IEC60811 /403

CONSTRUCTION

Conductor: Electrolytic, stranded, annealed copper wire
IEC 60228 Class 2 (Class 5 and / or tinned on request)
Conductor Screen: Semiconductive layer
Insulation: HF HEPR Compound
Insulation Screen: Semiconductive layer
Core Screen: Copper Tape
Bedding: Halogen-free bedding compound
Screen: Electrolytic copper braided screen (90% coverage)
(Tinned copper wire braid on request)
Outer Sheath: Halogen-free, flame retardant, polyolefin
compound, SHF 1 (SHF2 on request)
Color: Red

CODE of CABLE

- MVCECH

INTRODUCTION

These cables are used in medium Voltage power distribution, electric power transport between the engine room generator and electrical machines. Used as fixed installation cables in various electromechanical and electronic equipments. Due to its' overall screen the electromagnetic interference is minimized.

SECTION RANGE

- From 25mm² up to 300mm²

CONDUCTOR QUANTITY

- From 1 core up to 3 cores

COLOUR CODE of CABLE

- Insulation Colours code could be according to the International Standards or customer's request/demand.
* **Other colours can be produced upon the customer requests.**

FIRE PERFORMANCE OF CABLE SHEATHS

- Cables can be supplied with special flame retardant PVC outer sheath to comply with the flame test requirements of IEC 60332 Category A-B and C.

MVCECH 12/20kV



TECHNICAL DATA

- Max. Operating Temperature: 90°C
- Max. Short Circuit Temperature: (max. 5 sec.) 200°C
- Rated Voltage: 12/20kV
- Min. Bending Radius:
For Single Core Cables 12x Cable Outer Diameter
For 3 Core Cables 9x Cable Outer Diameter
- Production Standard: IEC 60092/353,
IEC 60092/350-360, IEC 60332/1-2,
IEC 60332/3-22 Cat A, IEC 60754 / 1-2,
IEC 61034 / 1-2 (DIN EN 50268 / 1-2), IEC60811 /403

CONSTRUCTION

Conductor: Electrolytic, stranded, annealed copper wire
IEC 60228 Class 2 (Class 5 and / or tinned on request)
Conductor Screen: Semiconductive layer
Insulation: HF HEPR Compound
Insulation Screen: Semiconductive layer
Core Screen: Copper Tape
Bedding: Halogen-free bedding compound
Screen: Electrolytic copper braided screen (90% coverage)
(Tinned copper wire braid on request)
Outer Sheath: Halogen-free, flame retardant, polyolefin
compound, SHF 1 (SHF2 on request)
Color: Red

CODE of CABLE

- MVCECH

INTRODUCTION

These cables are used in medium Voltage power distribution, electric power transport between the engine room generator and electrical machines. Used as fixed installation cables in various electromechanical and electronic equipments. Due to its' overall screen the electromagnetic interference is minimized.

SECTION RANGE

- From 35mm² up to 300mm²

CONDUCTOR QUANTITY

- From 1 core up to 3 cores

COLOUR CODE of CABLE

- Insulation Colours code could be according to the International Standards or customer's request/demand.
* **Other colours can be produced upon the customer requests.**

FIRE PERFORMANCE OF CABLE SHEATHS

- Cables can be supplied with special flame retardant PVC outer sheath to comply with the flame test requirements of IEC 60332 Category A-B and C.

M2XCH - VFD 1,8/3kV



TECHNICAL DATA

- Max. Operating Temperature: 90°C
- Max. Short Circuit Temperature: (max. 5 sec.) 200°C
- Rated Voltage: 1.8/3kV
- Min. Bending Radius: 6x Cable Outer Diameter
- Production Standard: IEC 60092/353,
IEC 60092/350-360, IEC 60332/1-2,
IEC 60332/3-22 Cat A, IEC 60754 / 1-2,
IEC 61034 / 1-2 (DIN EN 50268 / 1-2), IEC60811 /403

CONSTRUCTION

Conductor: Electrolytic, stranded, annealed copper wire
IEC 60228 Class 2 (Class 5 and / or tinned on request)
Insulation: Cross linked polyethylene compound (XLPE)
Inner Covering: Separating foil and / or halogen-free compound
Screen: Copper / polyester tape coverage 100% and copper wire braided screen min.coverage 90%
(Tinned copper wire braid on request)
Outer Sheath: Halogen-free, flame retardant, polyolefin based compound (SHF 1)
Color: Black or Grey

CODE of CABLE

- M2XCH - VFD

INTRODUCTION

These cables are used in a variety of electromechanical and electronic equipment as fixed installation cables. Electromagnetic interference is reduced due to its overall screen. It can be used as a motor supply cable as well as for frequency converter-controlled low voltage AC drives on ships, known as VDF (Variable Frequency Drivers).

SECTION RANGE

- From 10mm² up to 240mm²

CONDUCTOR QUANTITY

- From 1 core up to 3 cores


COLOUR CODE of CABLE

- Insulation Colours code could be according to the International Standards or customer's request/demand.
* **Other colours can be produced upon the customer requests.**

FIRE PERFORMANCE of CABLE SHEATHS

- Cables can be supplied with special flame retardant PVC outer sheath to comply with the flame test requirements of IEC 60332 Category A-B and C.

M2XCH - VFD 0,6/1kV



TECHNICAL DATA

- Max. Operating Temperature: 90°C
- Max. Short Circuit Temperature: (max. 5 sec.) 200°C
- Rated Voltage: 0.6/1kV
- Min. Bending Radius: 6x Cable Outer Diameter
- Production Standard: IEC 60092/353,
IEC 60092/350-360, IEC 60332/1-2,
IEC 60332/3-22 Cat A, IEC 60754 / 1-2,
IEC 61034 / 1-2 (DIN EN 50268 / 1-2), IEC60811 /403

CONSTRUCTION

Conductor: Electrolytic, stranded, annealed copper wire
IEC 60228 Class 2 (Class 5 and / or tinned on request)
Insulation: Cross linked polyethylene compound (XLPE)
Inner Covering: Separating foil and / or halogen-free compound
Screen: Copper / polyester tape coverage 100% and copper wire braided screen min.coverage 90%
(Tinned copper wire braid on request)
Outer Sheath: Halogen-free, flame retardant, polyolefin based compound (SHF 1)
Color: Black or Grey

CODE of CABLE

- M2XCH - VFD

INTRODUCTION

These cables are used in a variety of electromechanical and electronic equipment as fixed installation cables. Electromagnetic interference is reduced due to its overall screen. It can be used as a motor supply cable as well as for frequency converter-controlled low voltage AC drives on ships, known as VDF (Variable Frequency Drivers).

SECTION RANGE

- From 10mm² up to 240mm²

CONDUCTOR QUANTITY

- From 1 core up to 3 cores


COLOUR CODE of CABLE

- Insulation Colours code could be according to the International Standards or customer's request/demand.
* **Other colours can be produced upon the customer requests.**

FIRE PERFORMANCE OF CABLE SHEATHS

- Cables can be supplied with special flame retardant PVC outer sheath to comply with the flame test requirements of IEC 60332 Category A-B and C.

M2XCH - EMC 1,8/3kV



TECHNICAL DATA

- Max. Operating Temperature: 90°C
- Max. Short Circuit Temperature: (max. 5 sec.) 200°C
- Rated Voltage: 1.8/3kV
- Min. Bending Radius: 6x Cable Outer Diameter
- Production Standard: IEC 60092/353,
IEC 60092/350-360, IEC 60332/1-2,
IEC 60332/3-22 Cat A, IEC 60754 / 1-2,
IEC 61034 / 1-2 (DIN EN 50268 / 1-2), IEC60811 /403

CONSTRUCTION

Conductor: Electrolytic, stranded, annealed copper wire
IEC 60228 Class 2 (Class 5 and / or tinned on request)

Insulation: Cross linked polyethylene compound (XLPE)

Inner Covering: Separating foil and / or halogen-free compound

Screen: Copper / polyester tape coverage 100% and copper wire braided screen min.coverage 90%
(Tinned copper wire braid on request)

Outer Sheath: Halogen-free, flame retardant, polyolefin based compound (SHF 1)

Color: Black or Grey

CODE of CABLE

- M2XCH - EMC

INTRODUCTION

These cables are used in a variety of electromechanical and electronic equipment as fixed installation cables.

Electromagnetic interference is reduced due to its overall screen. It can be used as a motor supply cable as well as for frequency converter-controlled low voltage AC drives on ships, also known as VFD applications.

SECTION RANGE

- From 10mm² up to 240mm²

CONDUCTOR QUANTITY

- From 1 core up to 3 cores

COLOUR CODE of CABLE

- Insulation Colours code could be according to the International Standards or customer's request/demand.
* **Other colours can be produced upon the customer requests.**

FIRE PERFORMANCE of CABLE SHEATHS

- Cables can be supplied with special flame retardant PVC outer sheath to comply with the flame test requirements of IEC 60332 Category A-B and C.

M2XCH - EMC 0,6/1kV



TECHNICAL DATA

- Max. Operating Temperature: 90°C
- Max. Short Circuit Temperature: (max. 5 sec.) 200°C
- Rated Voltage: 0.6/1kV
- Min. Bending Radius: 6x Cable Outer Diameter
- Production Standard: IEC 60092/353,
IEC 60092/350-360, IEC 60332/1-2,
IEC 60332/3-22 Cat A, IEC 60754 / 1-2,
IEC 61034 / 1-2 (DIN EN 50268 / 1-2), IEC60811 /403

CONSTRUCTION

Conductor: Electrolytic, stranded, annealed copper wire
IEC 60228 Class 2 (Class 5 and / or tinned on request)

Insulation: Cross linked polyethylene compound (XLPE)

Inner Covering: Separating foil and / or halogen-free compound

Screen: Copper / polyester tape coverage 100% and copper wire braided screen min.coverage 90%
(Tinned copper wire braid on request)

Outer Sheath: Halogen-free, flame retardant, polyolefin based compound (SHF 1)

Color: Black or Grey

CODE of CABLE

- M2XCH - EMC

INTRODUCTION

These cables are used in a variety of electromechanical and electronic equipment as fixed installation cables. Electromagnetic interference is reduced due to its overall screen. It can be used as a motor supply cable as well as for frequency converter-controlled low voltage AC drives on ships, also known as VFD applications.

SECTION RANGE

- From 1mm² up to 240mm²

CONDUCTOR QUANTITY

- From 2 cores up to 5 cores

COLOUR CODE of CABLE

- Insulation Colours code could be according to the International Standards or customer's request/demand.
* **Other colours can be produced upon the customer requests.**

FIRE PERFORMANCE of CABLE SHEATHS

- Cables can be supplied with special flame retardant PVC outer sheath to comply with the flame test requirements of IEC 60332 Category A-B and C.

FM2XH MULTI CORE



TECHNICAL DATA

- Max. Operating Temperature: 90°C
- Max. Short Circuit Temperature: (max. 5 sec.) 200°C
- Rated Voltage: 150/250V
- Min. Bending Radius:
For cables $D \leq 25$ mm 4xD Cable Outer Diameter
For cables $D > 25$ mm 6xD Cable Outer Diameter
- Production Standard: IEC 60092/353,
IEC 60092/350-360, IEC 60332/1-2,
IEC 60332/3-22 Cat A, IEC 60754 / 1-2,
IEC 61034 / 1-2 (DIN EN 50268 / 1-2), IEC60811 /403

CONSTRUCTION

Conductor: Electrolytic, stranded, annealed copper wire
IEC 60228 Class 2 (Class 5 and / or tinned on request)
Insulation: Cross linked polyethylene compound (XLPE)
Inner Covering: Separating foil
Outer Sheath: Halogen-free, flame retardant, polyolefin based
compound (SHF 1)
Color: Black or Grey

CODE of CABLE

- FM2XH MULTI CORE

INTRODUCTION

These cables are used as control and signal cables in various electromechanical and electronic equipments of marine vehicles, in most areas & on open deck in ships.

SECTION RANGE

- From 0.5mm² up to 2.5mm²

CONDUCTOR QUANTITY

- From 2 cores up to 36 cores

COLOUR CODE of CABLE

- Insulation Colours code could be according to the International Standards or customer's request/demand.
* **Other colours can be produced upon the customer requests.**

FIRE PERFORMANCE Of CABLE SHEATHS

- Cables can be supplied with special flame retardant PVC outer sheath to comply with the flame test requirements of IEC 60332 Category A-B and C.

FM2XCH MULTI CORE



TECHNICAL DATA

- Max. Operating Temperature: 90°C
- Max. Short Circuit Temperature: (max. 5 sec.) 200°C
- Rated Voltage: 150/250V
- Min. Bending Radius: 6x Cable Outer Diameter
- Production Standard: IEC 60092/353, IEC 60092/350-360, IEC 60332/1-2, IEC 60332/3-22 Cat A, IEC 60754 / 1-2, IEC 61034 / 1-2 (DIN EN 50268 / 1-2), IEC60811 /403

CONSTRUCTION

Conductor: Electrolytic, stranded, annealed copper wire IEC 60228 Class 2 (Class 5 and / or tinned on request)
Insulation: Cross linked polyethylene compound (XLPE)
Inner Covering: Separating foil
Screen: Electrolytic copper braided screen (Min. 90% coverage) (Tinned copper wire braid on request)
Outer Sheath: Halogen-free, flame retardant, polyolefin based compound (SHF 1)
Color: Black or Grey

CODE of CABLE

- FM2XCH MULTI CORE

INTRODUCTION

These cables are used as control and signal cables in various electromechanical and electronic equipments of marine vehicles, in most areas & on open deck in ships.

SECTION RANGE

- From 0.5mm² up to 2.5mm²

CONDUCTOR QUANTITY

- From 2 cores up to 36 cores

COLOUR CODE of CABLE

- Insulation Colours code could be according to the International Standards or customer's request/demand.
* **Other colours can be produced upon the customer requests.**

FIRE PERFORMANCE of CABLE SHEATHS

- Cables can be supplied with special flame retardant PVC outer sheath to comply with the flame test requirements of IEC 60332 Category A-B and C.

FM2XCH



TECHNICAL DATA

- Max. Operating Temperature: 90°C
- Max. Short Circuit Temperature: (max. 5 sec.) 200°C
- Rated Voltage: 150/250V
- Min. Bending Radius: 6x Cable Outer Diameter
- Production Standard: IEC 60092/353,
IEC 60092/350-360, IEC 60332/1-2,
IEC 60332/3-22 Cat A, IEC 60754 / 1-2,
IEC 61034 / 1-2 (DIN EN 50268 / 1-2), IEC60811 /403

CONSTRUCTION

Conductor: Electrolytic, stranded, annealed copper wire
IEC 60228 Class 2 (Class 5 and / or tinned on request)
Insulation: Cross linked polyethylene compound (XLPE)
Inner Covering: Separating foil
Screen: Electrolytic copper braided screen
(Min. 90% coverage) (Tinned copper wire braid on request)
Outer Sheath: Halogen-free, flame retardant, polyolefin based
compound (SHF 1)
Color: Black or Grey

CODE of CABLE

- FM2XCH

INTRODUCTION

These cables are used as control and signal cables in various electromechanical and electronic equipments of marine vehicles, in most areas & open deck in ships. Due to its' overall screen the electromagnetic interference is minimized.

SECTION RANGE

- From 0.5mm² up to 1.5mm²

CONDUCTOR QUANTITY

- From 1 core up to 37 cores


COLOUR CODE of CABLE

- Insulation Colours code could be according to the International Standards or customer's request/demand.
* **Other colours can be produced upon the customer requests.**

FIRE PERFORMANCE of CABLE SHEATHS

- Cables can be supplied with special flame retardant PVC outer sheath to comply with the flame test requirements of IEC 60332 Category A-B and C.

FM2XCCH



TECHNICAL DATA

- Max. Operating Temperature: 90°C
- Max. Short Circuit Temperature: (max. 5 sec.) 200°C
- Rated Voltage: 150/250V
- Min. Bending Radius: 6x Cable Outer Diameter
- Production Standard: IEC 60092/353,
IEC 60092/350-360, IEC 60332/1-2,
IEC 60332/3-22 Cat A, IEC 60754 / 1-2,
IEC 61034 / 1-2 (DIN EN 50268 / 1-2), IEC60811 /403

CONSTRUCTION

Conductor: Electrolytic, stranded, annealed copper wire

IEC 60228 Class 2 (Class 5 and / or tinned on request)

Insulation: Cross linked polyethylene compound (XLPE)

Separator: Separating tape over pairs

Individual Screen: Electrolytic, tinned, stranded, copper drain wire and aluminum tape screen over each pair

Inner Covering: Separating foil

Overall Screen: Electrolytic copper braided screen

(Min. 90%coverage) (Tinned copper wire braid on request)

Outer Sheath: Halogen-free, flame retardant, polyolefin based compound (SHF 1)

Color: Black or Grey

CODE of CABLE

- FM2XCCH

INTRODUCTION

These cables are used as signal and communication cables in marine vehicles' radio, radar, and information systems. Its twisted pairs allow for proper transmission of high-frequency signals, while its overall screen reduces electromagnetic interference from the environment.

SECTION RANGE

- From 0.5mm² up to 1.5mm²

CONDUCTOR QUANTITY

- From 2 cores up to 24 cores

COLOUR CODE of CABLE

- Insulation Colours code could be according to the International Standards or customer's request/demand.
* **Other colours can be produced upon the customer requests.**

FIRE PERFORMANCE OF CABLE SHEATHS

- Cables can be supplied with special flame retardant PVC outer sheath to comply with the flame test requirements of IEC 60332 Category A-B and C.

FM2XAH



TECHNICAL DATA

- Max. Operating Temperature: 90°C
- Max. Short Circuit Temperature: (max. 5 sec.) 200°C
- Rated Voltage: 150/250V
- Min. Bending Radius: 6x Cable Outer Diameter
- Production Standard: IEC 60092/353,
IEC 60092/350-360, IEC 60332/1-2,
IEC 60332/3-22 Cat A, IEC 60754 / 1-2,
IEC 61034 / 1-2 (DIN EN 50268 / 1-2), IEC60811 /403

CONSTRUCTION

Conductor: Electrolytic, stranded, annealed copper wire
IEC 60228 Class 2 (Class 5 and / or tinned on request)
Insulation: Cross linked polyethylene compound (XLPE)
Inner Covering: Separating foil
Screen: Electrolytic, tinned, stranded, copper drain wire and
aluminum tape overall screen
Separator(Optional): Separating foil above screen
Outer Sheath: Halogen-free, flame retardant, polyolefin based
compound (SHF 1)
Color: Black or Grey

CODE of CABLE

- FM2XAH

INTRODUCTION

These cables are used as signal and communication cables in marine vehicles' radio, radar, and information systems. Its twisted pairs allow for proper transmission of high-frequency signals, while its overall screen reduces electromagnetic interference from the environment.

SECTION RANGE

- From 0.5mm² up to 2.5mm²

CONDUCTOR QUANTITY

- From 1 core up to 37 cores

COLOUR CODE of CABLE

- Insulation Colours code could be according to the International Standards or customer's request/demand.
* **Other colours can be produced upon the customer requests.**

FIRE PERFORMANCE Of CABLE SHEATHS

- Cables can be supplied with special flame retardant PVC outer sheath to comply with the flame test requirements of IEC 60332 Category A-B and C.

FM2XAAH



TECHNICAL DATA

- Max. Operating Temperature: 90°C
- Max. Short Circuit Temperature: (max. 5 sec.) 200°C
- Rated Voltage: 150/250V
- Min. Bending Radius: 6x Cable Outer Diameter
- Production Standard: IEC 60092/353,
IEC 60092/350-360, IEC 60332/1-2,
IEC 60332/3-22 Cat A, IEC 60754 / 1-2,
IEC 61034 / 1-2 (DIN EN 50268 / 1-2), IEC60811 /403

CONSTRUCTION

Conductor: Electrolytic, stranded, annealed copper wire
IEC 60228 Class 2 (Class 5 and / or tinned on request)
Insulation: Cross linked polyethylene compound (XLPE)
Separator: Separating foil over each pair
Individual Screen: Electrolytic, tinned, stranded, copper drain
wire and aluminum tape screen over each pair
Separator: Separating tape over each screened pair
Overall Screen: Electrolytic, tinned, stranded, copper drain
wire and aluminum tape screen
Separator(Optional): Overall separating foil above overall
screen
Outer Sheath: Halogen-free, flame retardant, polyolefin based
compound (SHF 1)
Color: Black or Grey

CODE of CABLE

- FM2XAAH

INTRODUCTION

These cables are used as signal and communication cables in marine vehicles' radio, radar, and information systems. Its twisted pairs allow for proper transmission of high-frequency signals, while its overall screen reduces electromagnetic interference from the environment.

SECTION RANGE

- From 0.5mm² up to 2.5mm²

CONDUCTOR QUANTITY

- From 2 cores up to 24 cores

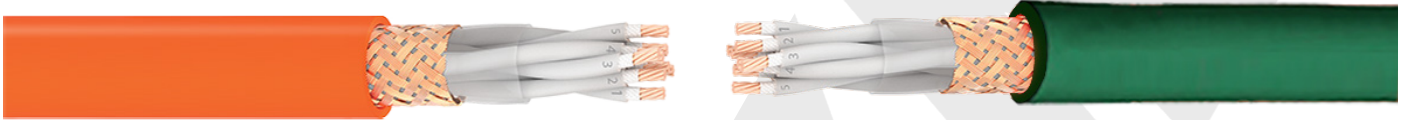
COLOUR CODE of CABLE

- Insulation Colours code could be according to the International Standards or customer's request/demand.
* **Other colours can be produced upon the customer requests.**

FIRE PERFORMANCE Of CABLE SHEATHS

- Cables can be supplied with special flame retardant PVC outer sheath to comply with the flame test requirements of IEC 60332 Category A-B and C.

FM2XCH - FFR



TECHNICAL DATA

- Max. Operating Temperature: 90°C
- Max. Short Circuit Temperature: (max. 5 sec.) 200°C
- Rated Voltage: 150/250V
- Min. Bending Radius: 6x Cable Outer Diameter
- Production Standard: IEC 60092/353,
IEC 60092/350-360, IEC 60332/1-2,
IEC 60332/3-22 Cat A, IEC 60754 / 1-2,
IEC 61034 / 1-2 (DIN EN 50268 / 1-2), IEC60811 /403

CONSTRUCTION

Conductor: Electrolytic, stranded, annealed copper wire
IEC 60228 Class 2 (Class 5 and / or tinned on request)
Fire Barrier: Mica Tape
Insulation: Cross linked polyethylene compound (XLPE)
Inner Covering: Separating foil
Screen: Electrolytic copper braided screen
(Min. 90% coverage) (Tinned copper wire braid on request)
Outer Sheath: Halogen-free, flame retardant, polyolefin based
compound (SHF 1)
Color: Orange or Green

CODE of CABLE

- FM2XCH - FFR

INTRODUCTION

These cables are used as control and signal cables in various electromechanical and electronic equipments of marine vehicles, in most areas & open deck in ships. Due to its' overall screen the electromagnetic interference is minimized.

SECTION RANGE

- From 0.5mm² up to 1.5mm²

CONDUCTOR QUANTITY

- From 1 core up to 37 cores

COLOUR CODE of CABLE

- Insulation Colours code could be according to the International Standards or customer's request/demand.
* **Other colours can be produced upon the customer requests.**

FIRE PERFORMANCE Of CABLE SHEATHS

- Cables can be supplied with special flame retardant PVC outer sheath to comply with the flame test requirements of IEC 60332 Category A-B and C.

FM2XCCH - FFR



TECHNICAL DATA

- Max. Operating Temperature: 90°C
- Max. Short Circuit Temperature: (max. 5 sec.) 200°C
- Rated Voltage: 150/250V
- Min. Bending Radius: 6x Cable Outer Diameter
- Production Standard: IEC 60092/353,
IEC 60092/350-360, IEC 60332/1-2,
IEC 60332/3-22 Cat A, IEC 60754 / 1-2,
IEC 61034 / 1-2 (DIN EN 50268 / 1-2), IEC60811 /403

CONSTRUCTION

Conductor: Electrolytic, stranded, annealed copper wire
IEC 60228 Class 2 (Class 5 and / or tinned on request)

Fire Barrier: Mica Tape

Insulation: Cross linked polyethylene compound (XLPE)

Separator: Separating tape over pairs

Individual Screen: Electrolytic, tinned, stranded, copper drain
wire and aluminum tape screen over each pair

Inner Covering: Separating foil

Overall Screen: Electrolytic copper braided screen
(Min. 90%coverage)(Tinned copper wire braid on request)

Outer Sheath: Halogen-free, flame retardant, polyolefin based
compound (SHF 1)

Color: Orange or Green

CODE of CABLE

- FM2XCCH - FFR

INTRODUCTION

These cables are used as signal and communication cables in radio, radar and information systems of marine vehicles. It's twisted pairs enables proper transmission of high frequency signals, while it's overall screen minimizes environmental electromagnetic interference.

SECTION RANGE

- From 0.5mm² up to 1.5mm²

CONDUCTOR QUANTITY

- From 2 cores up to 24 cores

COLOUR CODE of CABLE

- Insulation Colours code could be according to the International Standards or customer's request/demand.
* **Other colours can be produced upon the customer requests.**

FIRE PERFORMANCE of CABLE SHEATHS

- Cables can be supplied with special flame retardant PVC outer sheath to comply with the flame test requirements of IEC 60332 Category A-B and C.

FM2XAH -FFR



TECHNICAL DATA

- Max. Operating Temperature: 90°C
- Max. Short Circuit Temperature: (max. 5 sec.) 200°C
- Rated Voltage: 150/250V
- Min. Bending Radius: 6x Cable Outer Diameter
- Production Standard: IEC 60092/353,
IEC 60092/350-360, IEC 60332/1-2,
IEC 60332/3-22 Cat A, IEC 60754 / 1-2,
IEC 61034 / 1-2 (DIN EN 50268 / 1-2), IEC60811 /403

CONSTRUCTION

Conductor: Electrolytic, stranded, annealed copper wire
IEC 60228 Class 2 (Class 5 and / or tinned on request)
Fire Barrier: Mica Tape
Insulation: Cross linked polyethylene compound (XLPE)
Inner Covering: Separating foil
Screen: Electrolytic, tinned, stranded, copper drain wire and
aluminum tape overall screen
Separator(Optional): Separating foil above screen)
Outer Sheath: Halogen-free, flame retardant, polyolefin based
compound (SHF 1)
Color: Orange or Green

CODE of CABLE

- FM2XAH - FFR

INTRODUCTION

These cables are used as signal and communication cables in radio, radar and information systems of marine vehicles. It's twisted pairs enables proper transmission of high frequency signals, while it's overall screen minimizes environmental electromagnetic interference.

SECTION RANGE

- From 0.5mm² up to 1.5mm²

CONDUCTOR QUANTITY

- From 1 core up to 37 cores

COLOUR CODE of CABLE

- Insulation Colours code could be according to the International Standards or customer's request/demand.
* **Other colours can be produced upon the customer requests.**

FIRE PERFORMANCE of CABLE SHEATHS

- Cables can be supplied with special flame retardant PVC outer sheath to comply with the flame test requirements of IEC 60332 Category A-B and C.

FM2XAAH - FFR



TECHNICAL DATA

- Max. Operating Temperature: 90°C
- Max. Short Circuit Temperature: (max. 5 sec.) 200°C
- Rated Voltage: 150/250V
- Min. Bending Radius: 6x Cable Outer Diameter
- Production Standard: IEC 60092/353,
IEC 60092/350-360, IEC 60332/1-2,
IEC 60332/3-22 Cat A, IEC 60754 / 1-2,
IEC 61034 / 1-2 (DIN EN 50268 / 1-2), IEC60811 /403

CONSTRUCTION

Conductor: Electrolytic, stranded, annealed copper wire
IEC 60228 Class 2 (Class 5 and / or tinned on request)

Fire Barrier: Mica Tape

Insulation: Cross linked polyethylene compound (XLPE)

Separator: Separating foil over each pair

Individual Screen: Electrolytic, tinned, stranded, copper drain
wire and aluminum tape screen over each pair

Separator: Separating tape over each screened pair

Overall Screen: Electrolytic, tinned, stranded, copper drain
wire and aluminum tape screen

Separator(Optional): Overall separating foil above overall
screen

Outer Sheath: Halogen-free, flame retardant, polyolefin based
compound (SHF 1)

Color: Orange or Green

CODE of CABLE

- FM2XAAH - FFR

INTRODUCTION

These cables are used as signal and communication cables in radio, radar and information systems of marine vehicles. It's twisted pairs enables proper transmission of high frequency signals, while it's overall screen minimizes environmental electromagnetic interference.

SECTION RANGE

- From 0.5mm² up to 1.5mm²

CONDUCTOR QUANTITY

- From 2 cores up to 24 cores

COLOUR CODE of CABLE

- Insulation Colours code could be according to the International Standards or customer's request/demand.
* **Other colours can be produced upon the customer requests.**

FIRE PERFORMANCE OF CABLE SHEATHS

- Cables can be supplied with special flame retardant PVC outer sheath to comply with the flame test requirements of IEC 60332 Category A-B and C.

