

**DEMKA**  
single source for all electrical needs




# Telecommunication CABLES

## Content of Telecommunication Cables

- **Indoor Telephone Cables**
  - PDV / J-2YY
  - PDH / J-2YH
  - VBV / J-YY
  - HBH / J-HH
  - PD-APV / JE-02YS(St)Y
  - PD-APH / JE-02YS(St)H
  - VB-APV / JE-Y(St)Y
  - HB-APH / JE-H(St)H
  - Jumper Wire
  - J-Y(St)Y Lg
  - J-H(St)H Lg
- **Outdoor Telephone Cables**
  - KPD-AP / A-02YS(L)2Y
  - PD-AP / A-2Y(L)2Y
  - KPD-AP-A / A-02YS(L)T2Y
  - PD-AP-A / A-2Y(L)T2Y
  - KPD-PAP / A-02YS2Y(L)2Y / A-2Y2Y(L)2Y
  - KPD-P-A / PD-P-A / A-02YST2Y / A-2YT2Y
  - KPD-HAH / A-02YSH(L)H
  - KPDP-AP / A-02YSF(L)2Y
  - PDF-AP / A-2YF(L)2Y
  - KPDP-AP-A / A-02YSF(L)T2Y
  - PDF-AP-A / A-2YF(L)T2Y
  - Drop Wire Aerial
  - KPDP-PAP / PDF-PAPE / A-02YSF2Y(L)2Y / A-2YF2Y(L)2Y
  - Drop Wire
  - KPDP-PABP / A-02YSF(L)2Yb2Y
  - KPDP-PAbP / PDF-PAbP / A-02YSF(L)2Yb2Y / A-2YF2Y(L)b2Y
  - J-H(St)H FE 180



## TELEPHONE CABLES



### TECHNICAL DATA

Telephone cables are made up of a single user circuit, which is a physical line that connects the device to the phone network. Copper wires are commonly used and feature a twisted pair structure. These arrangements eliminate the possibility of external electromagnetic interference and, when combined with a shielding layer, assure improved performance.

Telephone cables are often used for indoor telephone applications grouped into sets of 25 pairs, whilst outdoor cables are composed by hundreds of pairs. As most of cables, telephone cables must withstand environmental disadvantaged conditions such as dust, humidity, extreme temperature and be flame retardant and halogen free.

Copper wire quality, as well as foaming extrusion, are part of the efficiency of signal.

### APPLICATION


- Indoor and outdoor installation
- Signal and data transmission
- Telephone networks

### TYPES

- Indoor Telephone Cables
- Outdoor Telephone Cables

### ADVANTAGES

- High safety
- Water-proof
- Flexible
- Durable




## INDOOR TELEPHONE CABLES DESIGNATION CODES ACCORDING TO VDE STANDARD

- **Application**
  - J Installation cable
  - JE Installation cable for industrial electronic
- **Insulation Type**
  - Y PVC
  - 2Y Polyethylene
  - 02YS Foam-skin Polyethylene
  - H Halogen-free
- **Screen**
  - (St) Al/PET Tape
  - C Copper Wire Braid
- **Outer Sheath**
  - Y PVC Outer Jacket
  - 2Y Polyethylene Outer Jacket
  - H Halogen-free Outer Jacket
- **Stranding Annex**
  - St Star Quad, phantom circuit for long distance
  - St III Star Quad, subscriber cable
- **Stranding Layout**
  - Lg Stranding in layers
  - Bd Unit stranding

## INDOOR TELEPHONE CABLES DESIGNATION CODES

- **Insulation Type**
  - V PVC
  - H Halogen-free
  - P Polyethylene
- **Stranding Type**
  - B Twisted
  - D Quad
- **Screen**
  - AP Al/PET foil tape
- **Outer Sheath**
  - V PVC Outer Jacket
  - H Halogen-free Outer Jacket
  - P Polyethylene Outer Jacket
- **Copper Type**
  - K Tinned Copper

## PDV J-2YY



### TECHNICAL DATA

- Max. Operating Temperature: 70°C
- Min. Bending Radius: 10 x cable Ø
- Production Standards: EN 60794-3-12

### INTRODUCTION

These cables used in indoor installations and telephone exchanges and subscriber distributions, signal and data transmission.

### CODES of CABLE

- PDV; J-2YY

### CONSTRUCTION

**Conductor:** Class 1 electrolytic solid copper (IEC 60228, DIN VDE 0295, EN 60228)


**Insulation:** Color coded foam skin polyethylene clad with solid polyethylene (TS EN 60708)

**Stranding:** In layers up to 10 pairs, 20 pairs to 100 pairs consist of stranding of 10 pair groups wrapped with polypropylene identification tape

**Wrapping:** A non-hygroscopic and dielectric polyester tape is applied on the cable core longitudinally or helically. (More than 10 pairs)

**Outer Jacket:** UV resistant PVC outer jacket. RAL 7035 (Grey)

## PDH J-2YH



### TECHNICAL DATA

- Max. Operating Temperature: 70°C
- Min. Bending Radius: 10 x cable Ø
- Production Standards: EN 60794-3-12

### INTRODUCTION

These cables used in indoor installations and telephone exchanges and subscriber distributions, signal and data transmission.

### CODES of CABLE

- PDH; J-2YH

### CONSTRUCTION

**Conductor:** Class 1 electrolytic solid copper (IEC 60228, DIN VDE 0295, EN 60228)

**Insulation:** Color coded foam skin polyethylene clad with solid polyethylene (TS EN 60708)

**Stranding:** In layers up to 10 pairs, 20 pairs to 100 pairs consist of stranding of 10 pair groups wrapped with polypropylene identification tape

**Wrapping:** A non-hygroscopic and dielectric polyester tape is applied on the cable core longitudinally or helically. (More than 10 pairs)

**Outer Jacket:** UV resistant PVC outer jacket. RAL 7035 (Grey)

## VBV J-YY



### TECHNICAL DATA

- Max. Operating Temperature: 70°C
- Min. Bending Radius: 10 x cable Ø
- Production Standards: EN 60794-3-12

### INTRODUCTION

These cables used in indoor installations and telephone exchanges and subscriber distributions, signal and data transmission.

### CODES of CABLE

- VBV; J-YY

### CONSTRUCTION

**Conductor:** Class 1 electrolytic solid copper (IEC 60228, DIN VDE 0295, EN 60228)


**Insulation:** Color coded foam skin polyethylene clad with solid polyethylene (TS EN 60708)

**Stranding:** In layers up to 10 pairs, 20 pairs to 100 pairs consist of stranding of 10 pair groups wrapped with polypropylene identification tape

**Wrapping:** A non-hygroscopic and dielectric polyester tape is applied on the cable core longitudinally or helically. (More than 10 pairs)

**Outer Jacket:** UV resistant PVC outer jacket. RAL 7035 (Grey)

## HBH J-HH



### TECHNICAL DATA

- Max. Operating Temperature: 70°C
- Min. Bending Radius: 10 x cable Ø
- Production Standards: EN 60794-3-12

### INTRODUCTION

These cables used in indoor installations and telephone exchanges and subscriber distributions, signal and data transmission.

### CODES of CABLE

- HBH; J-HH

### CONSTRUCTION

**Conductor:** Class 1 electrolytic solid copper (IEC 60228, DIN VDE 0295, EN 60228)


**Insulation:** Color coded foam skin polyethylene clad with solid polyethylene (TS EN 60708)

**Stranding:** In layers up to 10 pairs, 20 pairs to 100 pairs consist of stranding of 10 pair groups wrapped with polypropylene identification tape

**Wrapping:** A non-hygroscopic and dielectric polyester tape is applied on the cable core longitudinally or helically. (More than 10 pairs)

**Outer Jacket:** UV resistant PVC outer jacket. RAL 7035 (Grey)

## PD-APV JE-02YS(St)Y



### TECHNICAL DATA

- Max. Operating Temperature: 70°C
- Min. Bending Radius: 10 x cable Ø
- Production Standards: EN 60794-3-12

### INTRODUCTION

These cables used in indoor installations and telephone exchanges and subscriber distributions, signal and data transmission.

### CODES of CABLE

- PD-APV; JE-02YS(St)Y

### CONSTRUCTION

**Conductor:** Class 1 electrolytic solid copper (IEC 60228, DIN VDE 0295, EN 60228)

**Insulation:** Color coded foam skin polyethylene clad with solid polyethylene (TS EN 60708)

**Stranding:** In layers up to 10 pairs, 20 pairs to 100 pairs consist of stranding of 10 pair groups wrapped with polypropylene identification tape

**Wrapping:** A non-hygroscopic and dielectric polyester tape is applied on the cable core longitudinally or helically. (More than 10 pairs)

**Outer Jacket:** UV resistant PVC outer jacket. RAL 7035 (Grey)

## PD-APH JE-02YS(St)H



### TECHNICAL DATA

- Max. Operating Temperature: 70°C
- Min. Bending Radius: 10 x cable Ø
- Production Standards: EN 60794-3-12

### INTRODUCTION

These cables used in indoor installations and telephone exchanges and subscriber distributions, signal and data transmission.

### CODES of CABLE

- PD-APH; JE-02YS(St)H

### CONSTRUCTION

**Conductor:** Class 1 electrolytic solid copper (IEC 60228, DIN VDE 0295, EN 60228)

**Insulation:** Color coded foam skin polyethylene clad with solid polyethylene (TS EN 60708)

**Stranding:** In layers up to 10 pairs, 20 pairs to 100 pairs consist of stranding of 10 pair groups wrapped with polypropylene identification tape



**Wrapping:** A non-hygroscopic and dielectric polyester tape is applied on the cable core longitudinally or helically. (More than 10 pairs)

**Screen:** Tinned copper earthing wire, Al/PET tape

**Outer Jacket:** UV resistant PVC outer jacket. RAL 7035 (Grey)



## VB-APV JE-Y(St)Y



### TECHNICAL DATA

- Max. Operating Temperature: 70°C
- Min. Bending Radius: 10 x cable Ø
- Production Standards: EN 60794-3-12

### INTRODUCTION

These cables used in indoor installations and telephone exchanges and subscriber distributions, signal and data transmission.

### CODES of CABLE

- VB-APV; JE-Y(St)Y

### CONSTRUCTION

**Conductor:** Class 1 electrolytic solid copper (IEC 60228, DIN VDE 0295, EN 60228)


**Insulation:** Color coded foam skin polyethylene clad with solid polyethylene (TS EN 60708)

**Stranding:** In layers up to 10 pairs, 20 pairs to 100 pairs consist of stranding of 10 pair groups wrapped with polypropylene identification tape

**Wrapping:** A non-hygroscopic and dielectric polyester tape is applied on the cable core longitudinally or helically. (More than 10 pairs)

**Outer Jacket:** UV resistant PVC outer jacket. RAL 7035 (Grey)

## HB-APH JE-H(St)H



### TECHNICAL DATA

- Max. Operating Temperature: 70°C
- Min. Bending Radius: 10 x cable Ø
- Production Standards: EN 60794-3-12

### INTRODUCTION

These cables used in indoor installations and telephone exchanges and subscriber distributions, signal and data transmission.

### CODES of CABLE

- HB-APH; JE-H(St)H

### CONSTRUCTION

**Conductor:** Class 1 electrolytic solid copper (IEC 60228, DIN VDE 0295, EN 60228)

**Insulation:** Color coded foam skin polyethylene clad with solid polyethylene (TS EN 60708)


**Stranding:** In layers up to 10 pairs, 20 pairs to 100 pairs consist of stranding of 10 pair groups wrapped with polypropylene identification tape

**Wrapping:** A non-hygroscopic and dielectric polyester tape is applied on the cable core longitudinally or helically. (More than 10 pairs)

**Outer Jacket:** UV resistant PVC outer jacket. RAL 7035 (Grey)



## JUMPER WIRE



### TECHNICAL DATA

- Max. Operating Temperature: 70°C
- Min. Bending Radius: 10 x cable Ø
- Production Standards: EN 60794-3-12

### INTRODUCTION

These cables used in distribution frames and cabinets

### CODES of CABLE

- Jumper Wire

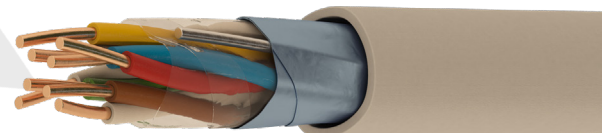
### CONSTRUCTION

**Conductor:** Class 1 electrolytic solid copper (TS 3544, IEC 60228, DIN VDE 0295, EN 60228)

**Insulation:** UV resistant PVC insulation (BS 6746). RAL 5015 (Blue)/RAL 9001 (White)

**Stranding:** Insulations are stranded together

## J-Y(St)Y Lg



### TECHNICAL DATA

- Max. Operating Temperature: 70°C
- Min. Bending Radius: 10 x cable Ø
- Production Standards: EN 60794-3-12

### INTRODUCTION

These cables are used as feeder cable for frequency controlled motors with electromagnetic interference. Application areas are instrumentation and control engineering, at industrial electronics, computer and office devices, indoor communication systems, indoor sound systems, security systems.

### CODES of CABLE

- J-Y(St)Y Lg

### CONSTRUCTION

**Conductor:** Class 1 electrolytic solid copper (IEC 60228, DIN VDE 0295, EN 60228)

**Insulation:** PVC (VDE 0815) (EN 50290-2-21)


**Stranding:** Pair stranding in layers

**Wrapping:** A non-hygroscopic and dielectric polyester tape is applied on the cable core longitudinally or helically

**Screen:** Tinned copper earthing wire, Al/PET tape

**Outer Jacket:** UV resistant PVC outer jacket. RAL 7035 (Grey) (EN 50290-2-22)

## J-H(St)H Lg



### TECHNICAL DATA

- Max. Operating Temperature: 70°C
- Min. Bending Radius: 10 x cable Ø
- Production Standards: EN 60794-3-12

### INTRODUCTION

These cables are used as feeder cable for frequency controlled motors with electromagnetic interference. Application areas are instrumentation and control engineering, at industrial electronics, computer and office devices, indoor communication systems, indoor sound systems, security systems.


### CODES of CABLE

- J-H(St)H Lg

### CONSTRUCTION

**Conductor:** Class 1 electrolytic solid copper (IEC 60228, DIN VDE 0295, EN 60228)  
**Insulation:** PVC (VDE 0815) (EN 50290-2-21)  
**Stranding:** Pair stranding in layers  
**Wrapping:** A non-hygroscopic and dielectric polyester tape is applied on the cable core longitudinally or helically  
**Screen:** Tinned copper earthing wire, Al/PET tape  
**Outer Jacket:** UV resistant PVC outer jacket. RAL 7035 (Grey) (EN50290-2-22)

## J-H(St)H FE 180



### TECHNICAL DATA

- Max. Operating Temperature: 70°C
- Min. Bending Radius: 10 x cable Ø
- Production Standards: EN 60794-3-12

### INTRODUCTION

These cables are used for fire alarm systems, power supply, or control of equipment that must operate during a fire, such as warning, emergency lighting, evacuation, and monitoring systems. Intelligent or semi-intelligent buildings with dense human populations or valuable goods are suitable for use. These can include hospitals, cinemas, theaters, schools, shopping malls, airports, and factories, among other things. These cables have a low smoke density, are halogen-free, and do not emit any toxic gases.

### CODES of CABLE

- J-H(St)H FE 180

### CONSTRUCTION

**Conductor:** Annealed Solid Copper (IEC/EN 60228)  
**Insulation:** Fire Resistant Silicon Rubber (EN 50363-1, BS 7655 EI2)  
**Core Colors:** Blue/Red, Grey/Yellow, Green/Brown, White/Black - VDE 0815  
**Lay-up:** 4 pairs laid up to a bundle, bundles identified by spiral numbered or colored polyester tape, bundles laid up in layers. (Two pairs laid up as a star quad)  
**Separator:** PET Foil  
**Flame Barrier:** Fiber Glass Tape  
**Drain Wire:** 0.80 mm Solid Tinned Copper  
**Screen:** Al-PET Foil  
**Outer Sheath:** HFFR (EN 50290-2-27), RAL 2004 - Orange (other colors upon request)